


# SEPA FLOOD AWARENESS





# WHO IS RESPONSIBLE FOR LETTING US KNOW IF THERE IS A RISK OF FLOODING?





# SEPA — THE SCOTTISH ENVIRONMENT PROTECTION AGENCY

SEPA are responsible for looking after the environment and supporting us to prepare for and respond to flooding. They create flood maps which help us plan for the future. They tell us if our local area could become more likely to be affected by flooding in the future.

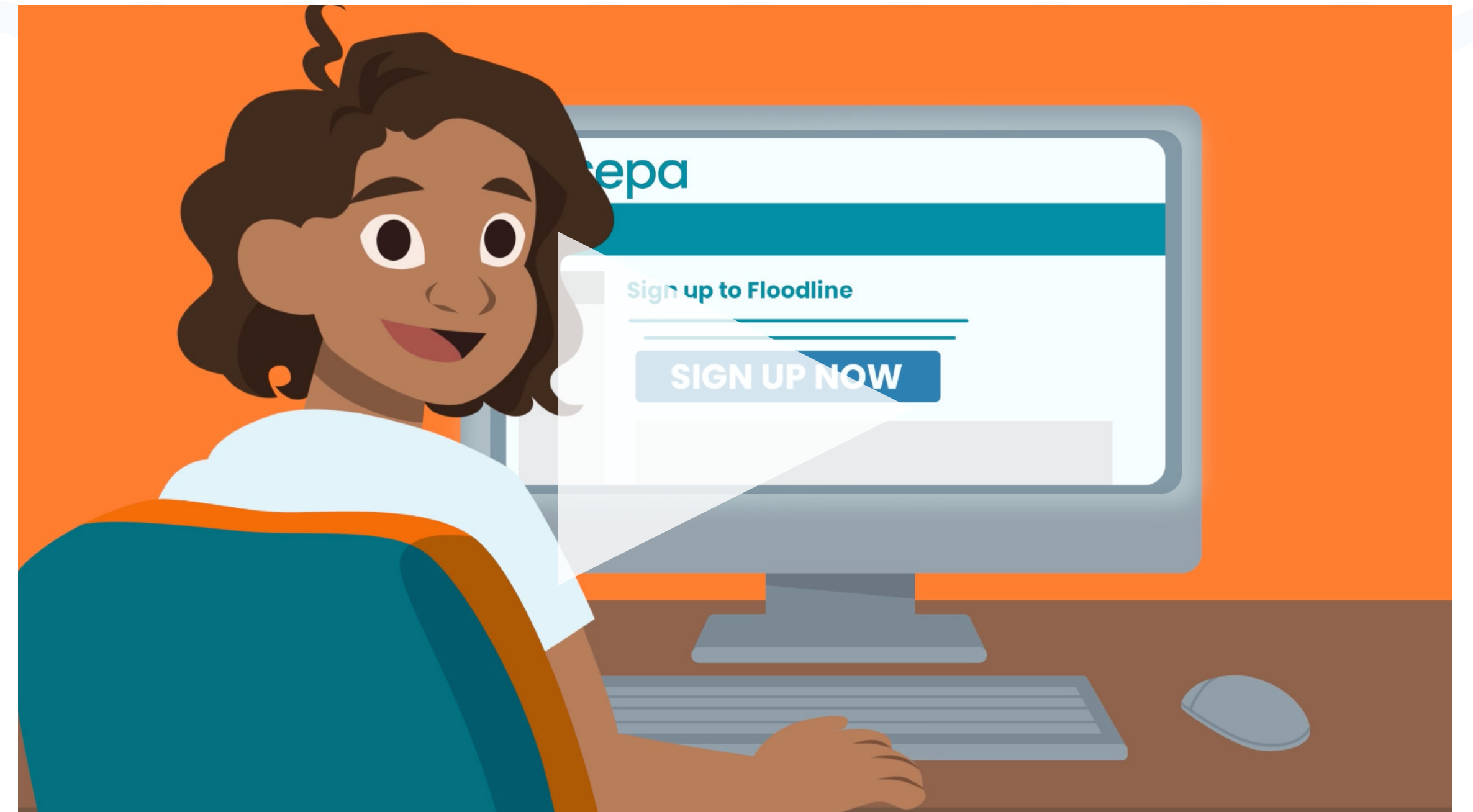




# INTRODUCTORY VIDEOS



[Link to video 1](#)



[Link to video 2](#)





- What does the Flood Risk Squad do?
- Why is the chance of flooding becoming higher?
- When does flooding occur in Scotland?
- What is flooding?
- What are the three main sources of flooding in Scotland?
- What can you do to prepare for a flood?
- What other things should you consider?
- How were people using or enjoying water at the end of the video?



# QUESTION 1

## WHAT DOES THE FLOOD RISK SQUAD DO?



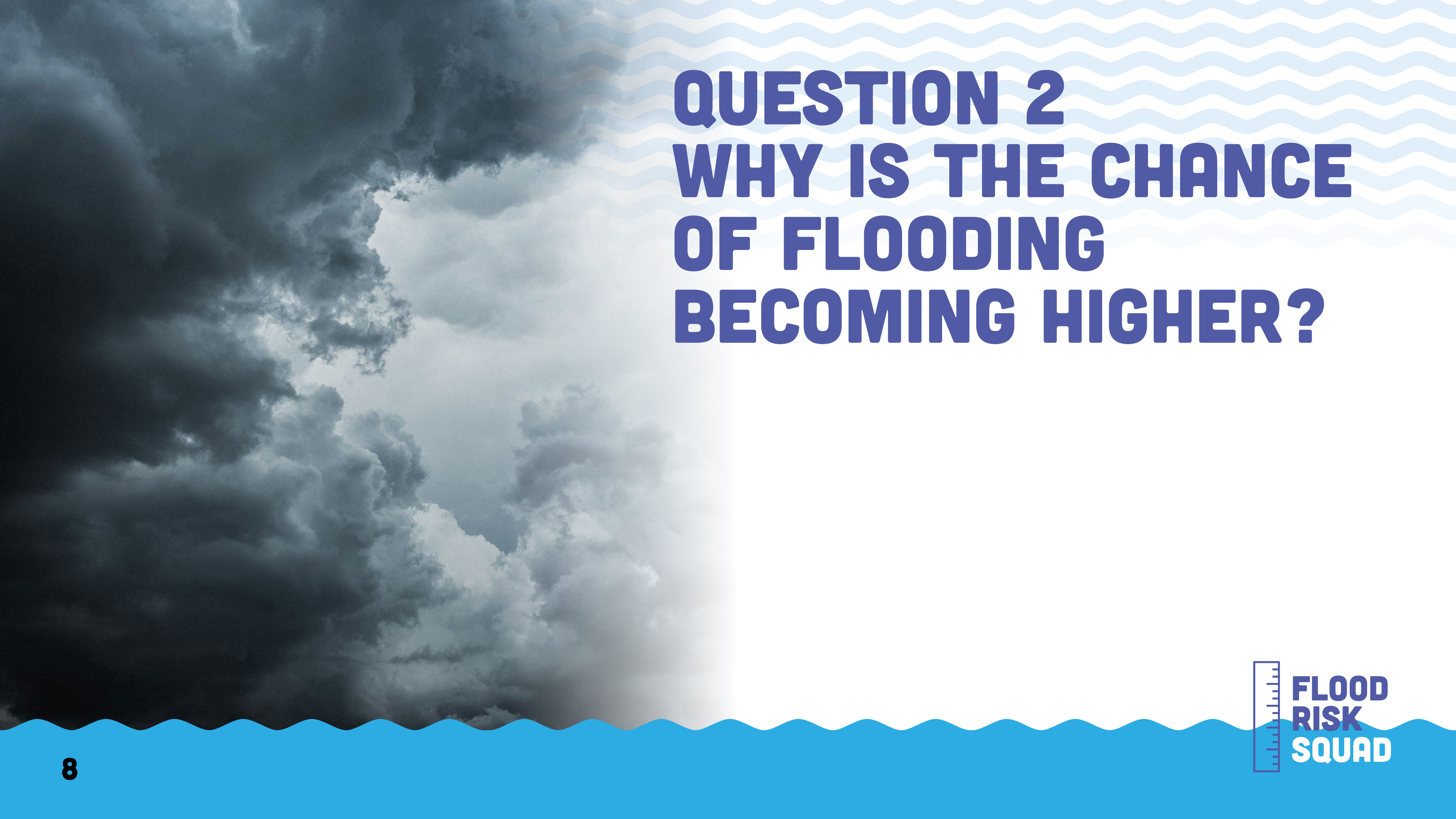
# QUESTION 1

## WHAT DOES THE FLOOD RISK RISK SQUAD DO?

The Flood Risk Squad are children and young people who have the skills and knowledge to plan and take action to reduce the impact of flooding to their family and community.

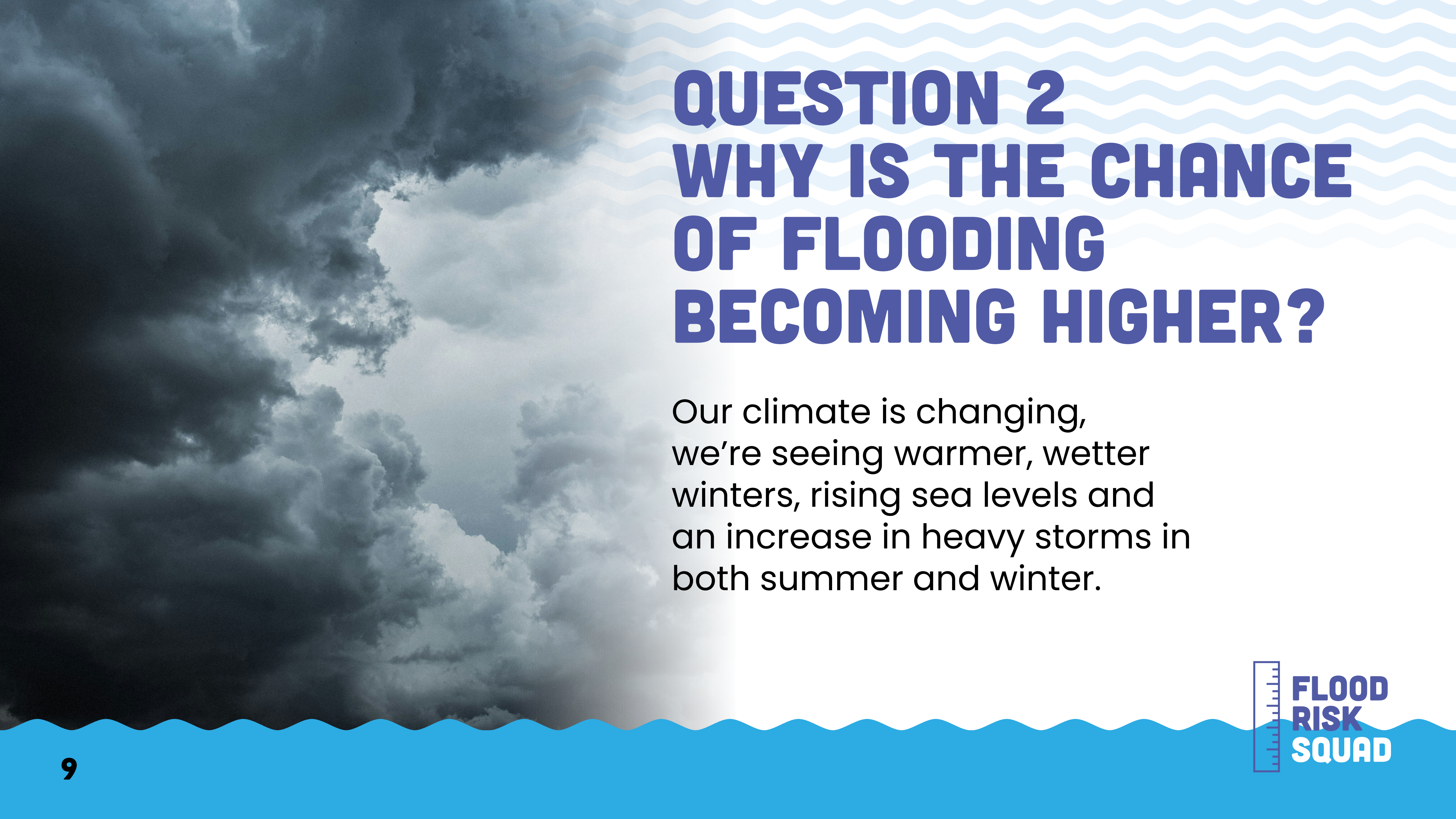






**QUESTION 2**  
**WHY IS THE CHANCE**  
**OF FLOODING**  
**BECOMING HIGHER?**





# QUESTION 2 WHY IS THE CHANGE OF FLOODING BECOMING HIGHER?

Our climate is changing, we're seeing warmer, wetter winters, rising sea levels and an increase in heavy storms in both summer and winter.



# **QUESTION 3**

## **WHEN DOES FLOODING OCCUR IN SCOTLAND?**



# QUESTION 3

## WHEN DOES FLOODING OCCUR IN SCOTLAND?

Flooding happens regularly in Scotland, and can happen at any time of the year.





# QUESTION 4

## WHAT IS FLOODING?



# QUESTION 4

## WHAT IS FLOODING?

Flooding is where water covers land that is normally dry.





# QUESTION 5

**WHAT ARE THE THREE MAIN SOURCES OF FLOODING IN SCOTLAND?**



# QUESTION 5

## WHAT ARE THE THREE MAIN SOURCES OF FLOODING IN SCOTLAND?

**Rivers** – Heavy rain and melting snow can cause the level of a river to rise until it eventually overflows onto land.

**The sea** – Extreme weather and tidal conditions can cause higher-than-normal waves and tides, which can cause flooding around our coastlines.

**Surface water flooding** (sometimes called flash flooding) – can occur due to very intense rainfall or thunderstorms when drainage and sewage systems become overwhelmed.




**QUESTION 6**  
**WHAT CAN YOU DO TO**  
**PREPARE FOR A FLOOD?**



# QUESTION 6

## WHAT CAN YOU DO TO PREPARE FOR A FLOOD?

Make sure you sign up to Floodline for early warnings of flooding in your area.



Create a flood plan with your family – this plan will help you prepare for a flood, minimise damage to your home and will ensure everyone knows what to do if flooding happens.

Collect items for a flood kit – this kit will contain a range of important and precious items, should you be affected by flooding.



# **QUESTION 7**

## **WHAT OTHER THINGS SHOULD YOU CONSIDER?**



# QUESTION 7

## WHAT OTHER THINGS SHOULD YOU CONSIDER?

- Keep away from flood water, don't attempt to walk, cycle or drive through it.
- Look at your flood plan with your family and take action to minimise the impact of a flood on your home.
- Listen to the instructions from emergency services.
- Be aware that even if your home isn't flooded, your school and other places you visit could be affected – stay up to date with the latest information from SEPA and Floodline.



**QUESTION 8**  
**HOW WERE PEOPLE USING**  
**OR ENJOYING WATER AT**  
**THE END OF THE VIDEO?**



# QUESTION 8

## HOW WERE PEOPLE USING OR ENJOYING WATER AT THE END OF THE VIDEO?

Someone was drinking from a water bottle (and a dog was drinking from the water too).

People were fishing.

People were kayaking.



# AS THE FLOOD RISK SQUAD, WE ARE GOING TO BE LEARNING TO:

- Explain why water might be dangerous.
- Describe ways to prevent/limit flood damage.
- Explain how to prepare for a flood / what to do during a flood to stay as safe as possible.
- Describe some of the ways flooding affects communities.





# TRUE OR FALSE?

**Explore some statements about flooding, rainfall, and the climate.  
Can you work out which statements are true or false?**



**SCOTLAND'S WARMEST YEARS ALL  
HAPPENED BEFORE 1997.**



# SCOTLAND'S WARMEST YEARS ALL HAPPENED BEFORE 1997.

**FALSE**

Scotland's 10 warmest years on record have all occurred since 1997.





**RAINFALL IN SCOTLAND HAS  
INCREASED OVER RECENT YEARS.**



# RAINFALL IN SCOTLAND HAS INCREASED OVER RECENT YEARS.

## TRUE

In the last ten years, it rained 9% more on average than it did between 1961 and 1990. In winters, it rained 19% more. These patterns mean we are likely to have more flooding in Scotland.





**DUE TO CLIMATE CHANGE,  
SCOTLAND'S WINTERS ARE LIKELY  
TO GET WETTER, MEANING THAT  
FLOODING IS MORE LIKELY.**



**DUE TO CLIMATE CHANGE,  
SCOTLAND'S WINTERS ARE LIKELY  
TO GET WETTER, MEANING THAT  
FLOODING IS MORE LIKELY.**

**TRUE**

As a result of climate change, the biggest increase in rainfall is likely to be in western Scotland where rain will get heavier, especially on the rainiest days. More rainfall means flooding will be more likely.





**DUE TO CLIMATE CHANGE, SCOTLAND'S SUMMERS ARE LIKELY TO COOL DOWN OVER THE NEXT FEW YEARS.**



**DUE TO CLIMATE CHANGE, SCOTLAND'S SUMMERS ARE LIKELY TO COOL DOWN OVER THE NEXT FEW YEARS.**

**FALSE**

The opposite is true! Scotland's summers are likely to get warmer.






**SCOTLAND'S WARMER SUMMERS  
WILL HAVE LESS RAIN.**



# SCOTLAND'S WARMER SUMMERS WILL HAVE LESS RAIN.

## FALSE

Although rain in summer will become less likely, extreme rain events are still likely to happen. These extreme rain events are likely to cause flooding.





**CHANGES TO OUR CLIMATE ARE MORE LIKELY IF WE DO NOT REDUCE OUR GREENHOUSE GAS EMISSIONS.**



# CHANGES TO OUR CLIMATE ARE MORE LIKELY IF WE DO NOT REDUCE OUR GREENHOUSE GAS EMISSIONS.

## TRUE

Our planet is heating at a much faster rate due to greenhouse gas emissions. Climate change can be slowed if our emissions are lower.





**DESPITE OUR CLIMATE CHANGING,  
SEA LEVELS WILL REMAIN THE SAME.**



# DESPITE OUR CLIMATE CHANGING, SEA LEVELS WILL REMAIN THE SAME.

## FALSE

Climate change means that sea levels are likely to increase, this means that coastal flooding is likely to happen more often.





**SCOTLAND IS MAKING PREPARATIONS FOR CLIMATE CHANGE AND THERE ARE LOTS OF THINGS WE CAN DO TO ADAPT AND GET READY FOR THESE CHANGES.**



**SCOTLAND IS MAKING PREPARATIONS FOR CLIMATE CHANGE AND THERE ARE LOTS OF THINGS WE CAN DO TO ADAPT AND GET READY FOR THESE CHANGES.**

## **TRUE**

Information about the weather and climate has been collected for many years and Scotland is working hard to ensure everyone is ready for changes to our climate.







# FLOODING TIMELINE: STEPS TO SAFETY

**There are different ways to get ready for a flood. Some activities need to happen sooner than others. Can you choose which activities should come first?**



# WHAT'S THE CORRECT ORDER?

If you are advised by emergency services to leave your home, it's time to move to a safe place. This could be a building in your local community or the home of a family member that is living in an area unlikely to be affected by flooding.

Flood Alert - this is the first indication that flooding is possible. You should be aware that your area could be affected by flooding.

Are there some easy ways to protect your home and your belongings from flooding?

Flood Warning for your area - this means that flooding is expected. You should listen to local news and check social media for updates and take action that will ensure you are safe.

Get an adult you live with to sign up to Floodline - this organisation sends out warnings about flooding.

Check the level of risk for your home and review areas that you regularly travel to - is your school or a member of your family living in an area where there is a high risk of flooding?

If there could be a risk of flooding, it's time to create a flood kit and talk with your family about your plans should you be affected by flooding.



1

Check the level of risk for your home and review areas that you regularly travel to – is your school or a member of your family living in an area where there is a high risk of flooding?

2

Get an adult you live with to sign up to Floodline – this organisation sends out warnings about flooding.

3

If there could be a risk of flooding, it's time to create a flood kit and talk with your family about your plans should you be affected by flooding.

4

Are there some easy ways to protect your home and your belongings from flooding?

5

Flood Alert – this is the first indication that flooding is possible. You should be aware that your area could be affected by flooding.

6

Flood Warning for your area – this means that flooding is expected. You should listen to local news and check social media for updates and take action that will ensure you are safe.

7

If you are advised by emergency services to leave your home, it's time to move to a safe place. This could be a building in your local community or the home of a family member that is living in an area unlikely to be affected by flooding.





# CREATING YOUR FLOOD KIT

**Which important items should be in a flood kit?  
Can you choose correctly?**



**Bottled water**



**First aid kit**



**Pencil case and  
colouring book**



**Board  
games**



**Baby bottle/  
food**



**Cars/dolls**



**Battery/wind-up  
torch**



**Hair  
straighteners**



**Gaming  
device**



**Football  
boots**



**Nail  
varnish**



**Teddy  
bear**



**Radio with  
batteries**




**Snacks**



**Blanket**



**Mobile  
phones**



**Hand gel**



**Warm/waterproof  
clothing**



**Home and  
car keys**




**Whistle**



**Medicine**




**Important  
documents**



**Toiletries**



**Nappies**





**Bottled water**



**First aid kit**



**Pencil case and  
colouring book**



**Board  
games**



**Baby bottle/  
food**



**Cars/dolls**




**Battery/wind-up  
torch**



**Hair-  
straighteners**



**Gaming  
device**



**Football  
boots**



**Nail  
varnish**



**Teddy  
bear**



**Radio with  
batteries**




**Snacks**



**Blanket**



**Mobile  
phones**



**Hand gel**



**Warm/waterproof  
clothing**




**Home and  
car keys**




**Whistle**



**Medicine**



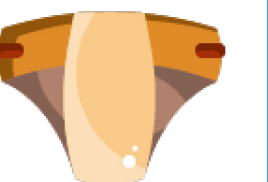
**Important  
documents**



**Toiletries**



**Nappies**







# HAZARD SPOTTING

**The Flood Risk Squad are great at spotting danger. Can you see any hazards in these images? Can you see any examples of positive action that has been taken to prepare for flooding?**







**Broken windows**



**Broken sea wall**



**No one on seafront**

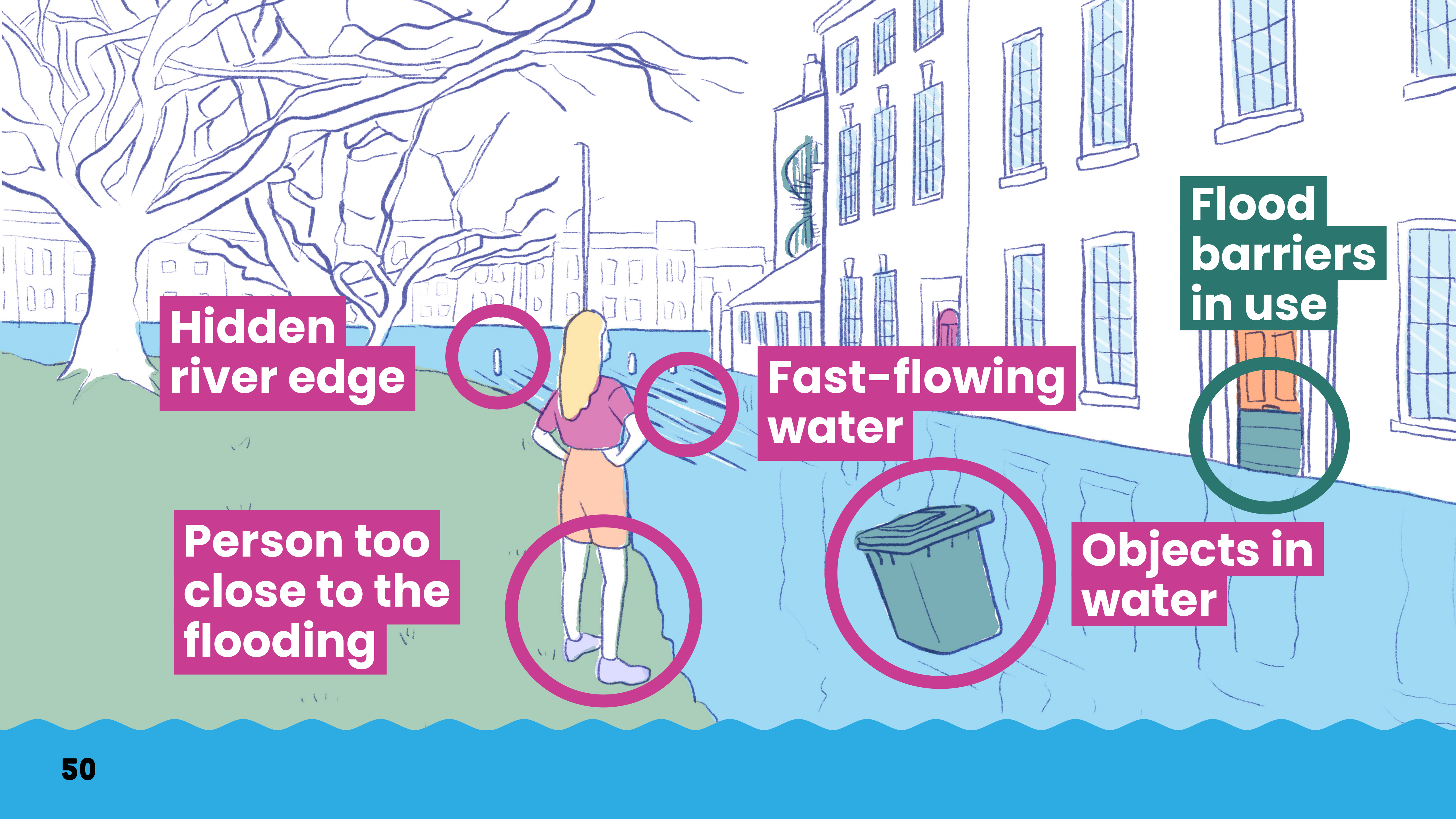


**Large waves**









**Hidden river edge**

**Fast-flowing water**

**Flood barriers in use**


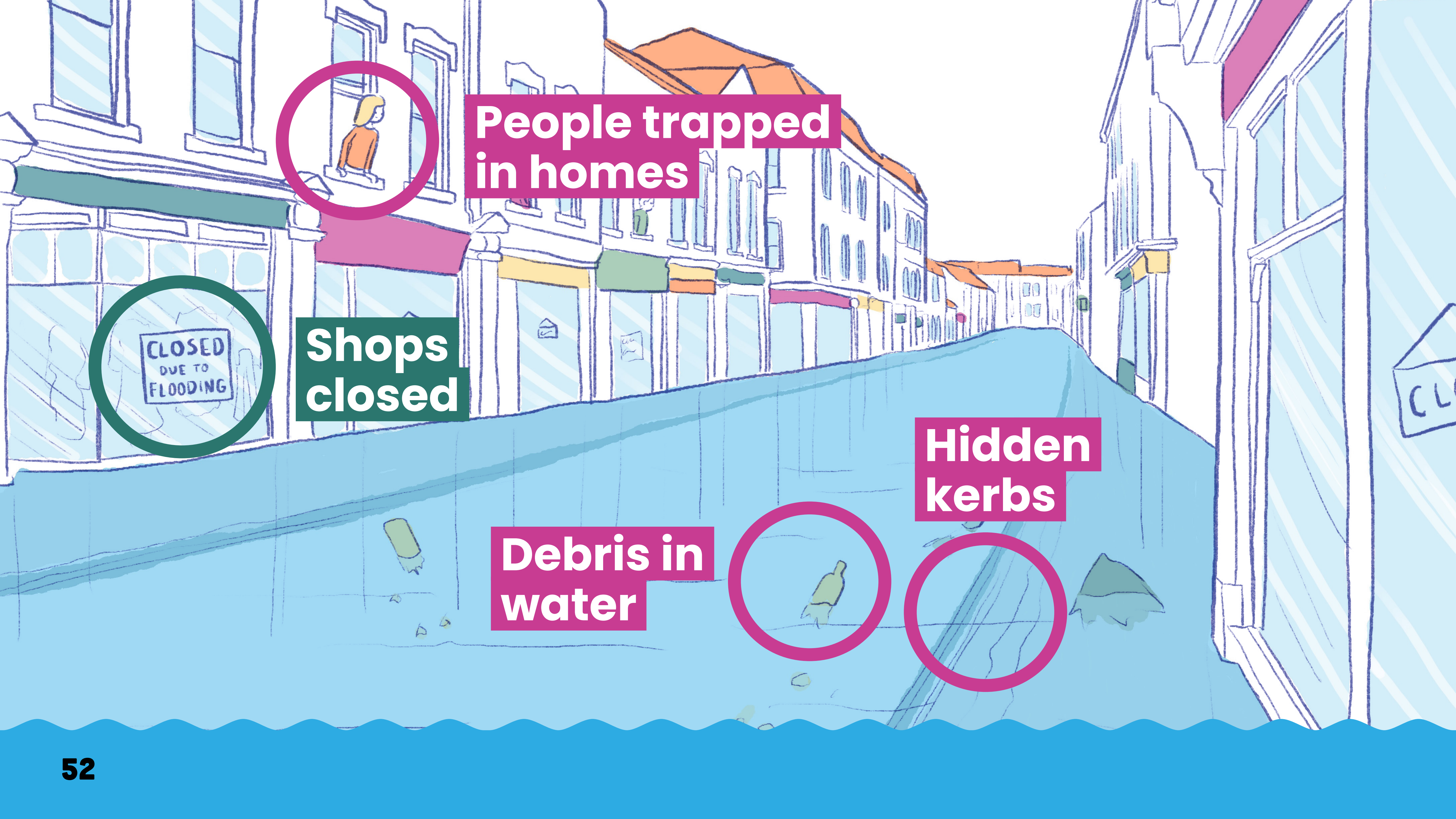
**Person too close to the flooding**

**Objects in water**







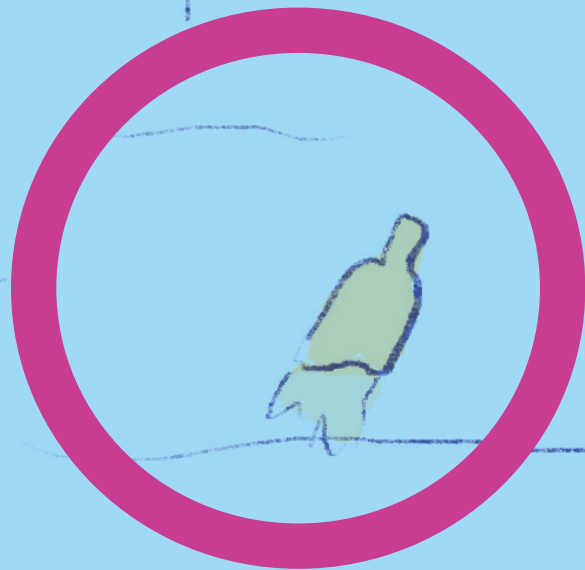


**People trapped  
in homes**




**Shops  
closed**

**Debris in  
water**



**Hidden  
kerbs**







# JOSHUA'S STORY

**Read about Joshua's experience of flooding and find out what he learned about preparing for and recovering from a flood.**





**CONGRATULATIONS!**

